




*\*Shown on Apollo Saw*



# Mitre Pin Box




Square 1 Design & Manufacture Inc.

**Square 1 Design & Manufacture Inc.**  
A: 1 Clark Road · Shelbyville, IN 46176  
P: 866-647-7771 · E: Sales@Square1Design.com




For more information please visit  
[www.Spida.com](http://www.Spida.com)




\*Shown on Apollo Saw



# Mitre Pin Box



Top view



Side view



## Specifications

Overall Width	<b>8in</b>
Overall Height	<b>5.7in</b>
Overall Length	<b>9.6in</b>
Pin adjustment (Total extension)	<b>1.6in</b>
Weight	<b>15 kg</b>
Servo Motor	<b>Single Phase</b>
Air Supply	<b>6-8 Bar (600-800 kPa)</b>
Power Requirement	<b>10 Amp, 115V, Single Phase</b>

### Used for:

The Mitre Pin Box is designed to manipulate components prior to cutting to achieve required mitre angles.

### Features

- Compact box to fit onto any table configuration required
- Automated pushers set component at pre-programmed mitre angle.
- Adjustable pusher pins allow for various mitre angles to be achieved.

### Options

- Available in left and right configurations
- Can be paired with a variety of tables/saws as required