
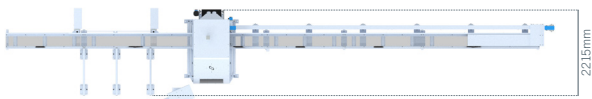


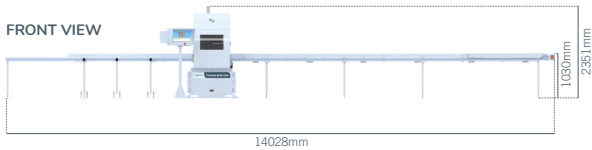
Tornado Bulk Saw



TOP VIEW



FRONT VIEW



SPECIFICATIONS

Arbor motor	7.5kW / 10hp 3 phase
Saw blade diameter	600mm
Max. depth of cut	150mm
Max. cross cut	360mm
Angular capacity	90° only
Roller outfeed table	6000mm
Automated infeed table	6000mm
Power requirements	10amp, 230V, 1 phase and 15amp, 460V, 3 phase

*Specifications and design subject to change, please confirm details when ordering

USED FOR

Specialised bulk cutting saw for high volume components. Can be used for bulk cutting of studs and square cut components.

FEATURES

- Fully enclosed for safety
- 24" industrial flat touch screen
- Optimisation software included and customisable to your plant's requirements
- 3 stack high cutting (45mm material)
- Automated infeed
- Waste conveyed to rear of saw
- Industrial chain driven pusher
- Chain driven trolley
- Cut members ejected

OPTIONS

- Dual touch screen
- Dust collector
- Waste conveyor extension
- Left or right hand configurations
- Spares kit